



THOUSAND LAKES REGION

NATIONAL MODEL RAILROAD ASSOCIATION

# The FUSEE



Volume 64 Number 3

[www.thousandlakesregion.org](http://www.thousandlakesregion.org)

Spring 2017

## The Great Plains Joint Line, 2017 Convention

The TLR is joining forces with the Mid-Continent Region for a combined convention this Spring in Ames, Iowa from May 18<sup>th</sup> through the 21<sup>st</sup>. The joint convention will allow both regions to see what other areas do and meet some new people. The convention will be held at the Quality Inn and Suites in Ames, just off I-35. The tentative schedule is below.



University.

Saturday will have clinics all day, a train show (open to the public) and the board meetings. **Check out the preliminary clinic schedule on page 7.** The train show will have around 70 tables for a variety of vendors and run from 9 am to 4 pm. Sunday will wrap up with a few more clinics in the morning, layout tours and the train show continuing. As usual, there will be a contest area and the categories (so far) are steam

Registration starts Thursday at noon and there will be some layout tours that evening. The contest room will be open to accept entries, and we may have an op session or two—more on that on registration day.

Friday will start with a tour of a limestone mine. Groups will be determined when you register and time slots assigned at that point. There will be a mandatory safety briefing prior to getting aboard the bus and heading to the mine. There will be some clinics going around the slots assigned for the tour to keep everyone busy. The feature event will be riding the Boone and Scenic Valley Railroad Friday afternoon. This will be from Boone, IA to the old coal mining town of Fraser and back, approximately 10 miles, and will take about 1 hour forty-five minutes. The power is still undetermined, but will be either a Chinese QJ 2-8-2 steamer, Alco RS-1 diesel of mixed heritage or ex-CN FP9A. Rolling stock will consist of ex-Lackawanna and Rock Island coaches, an open-air car and ex-RI caboose. The museum has quite a collection to look at as well.

The non-rail event will be Friday morning and will be touring Reiman Gardens. According to their website, it is *"Situated on a 17-acre site, the year-round attraction features distinct gardens both indoors and outdoors on a 17-acre campus, a Conservatory with seasonal displays, a 2,500-square-foot Butterfly Wing with emergence cases, a Gift Shop, and beauty for all to enjoy and share."* There will also be a tour of Iowa State

locomotive, diesel/OMP locomotive, traction, passenger car, freight car, caboose, non-revenue car, structure, display, railroad pass and photos. There will also be a switching contest, so you can try your hand at either brakeman or conductor puzzles and compete for time or fewest moves. For those that don't want to compete, there will be a modeler's showcase to display your work.

The event will be topped off by the Annual Awards Banquet and regional annual meetings. These will be held at the hotel and include a buffet dinner, door prizes, contest prizes and region presentations.

Plan ahead and get your registration in now! Registration is \$90 per person and includes the convention, banquet, train show and non-rail event. A separate banquet fee for spouses is not available. The registration form is in this issue of the Fusee, or go online to the TLR website ([thousandlakesregion.org](http://thousandlakesregion.org)) to sign up, then contact the Quality Inn and Suite at 800-903-0009 for reservations! **Ask for the convention rate. This not available online. NOTE- there will be an additional fee for the busses that will be based on the number of attendees. It is anticipated that this will range from \$10-\$30. You will be sent this information after you register.**

Quality Inn and Suites  
2601 E 13th St, Ames, IA 50010  
Phone: (515) 232-9260 or (800) 903-0009  
Fax: (515) 232-9260



## View from the Cab

by TLR President Dennis Rietze



I hope that everyone is keeping in good health and enjoying the winter with all the weird weather we are having this winter. But at least it keeps us inside our homes providing us with a good excuse to be working on our railroads.

Looking at the calendar I see that we are well into 2017. We are having a big joint convention in Ames, Iowa in May. In this edition of the Fusee, you will find information on the convention. Don't take too long to decide- fill out the registration for the convention and contact the hotel to make your reservation.

It is not too late to build a model to be entered in the contest at the convention. Start the model today and you will be finished in time. See how your modelling skills compare with other members of the NMRA .

See you at the convention !!

## Thoughts from the Pickle Barrel

Kevin Dill, Editor

### Fusee Subscription Information– Please Read!

The Fusee is published 4 times yearly and subscribers get all four issues. The Spring edition goes to ALL TLR members as the annual issue and is included in your TLR membership (but you only get the single issue). Your subscription status is next to your address on the front fold, so please monitor this date. If you wish to subscribe and get all of the great content we have, fill out the form located on page 10 and send it in! This will be the last edition before the spring convention, so look through the convention info and I hope to see you in Ames!

Happy Rails, Kevin

### Fallen Flag



Long time TLR member Chuck Durrenberger passed away on December 12, 2016. Chuck moved to Grand Forks in 1971 to attend university after serving in the United States Army for two years. He held degrees in geography from the State University of New York at Buffalo and from the University of North Dakota in Grand Forks. He spent most of his career working for the Grand Forks City Planning Department, retiring in 2011. In 1985, Chuck married his beloved Texas-born Bonnie, who worked as a costume designer for the Fargo-Moorhead Community Theatre when they met.

Since the age of 12, Chuck was an avid model railroader. He was a charter member of the Northern Lights Museum and Model Railroad Club in East Grand Forks, and he would be at the clubhouse on most Saturdays. Chuck's modelling specialty was the Milwaukee Road.

Chuck and Bonnie were the rarest and most precious of couples in the model railroading community. They were a husband and wife model railroading team! Chuck took care of the railroad work, and Bonnie took care of all scenery and structures. Bonnie even held a successful modelling clinic at the 2012 TLR convention held in Sioux Falls, South Dakota.

Chuck and Bonnie were instrumental in bringing the 2004 TLR regional convention to Grand Forks, North Dakota. This was a major feat, considering that Grand Forks does not have its own division. At the time, Grand Forks was one of the smallest and most remote locations ever to hold a TLR convention, but it proved to be quite successful and well attended.

Chuck and Bonnie were avid and very enthusiastic TLR convention goers. They attended a total 16 TLR conventions, the last one being in 2012. Ill health prevented them from attending any further conventions, but he still kept in contact with many of the members of the TLR, with whom he formed many lasting friendships. Their favorite convention was the one held in Winona, Minnesota in 2007, followed closely by the 2010 convention held in Winnipeg, Manitoba.

Chuck will always be remembered for his gregarious and outgoing personality and his quick wit. He always liked to be out doing things and being with people. We're going to miss you, Chuck! Our conventions will go on, but they won't be the same without you. *Paul Ulrich*

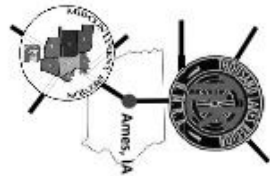
#### Publishing Deadlines

<u>Publishing Date</u>	<u>Submission Deadline</u>
March 1 Edition	February 1
July 1 Edition	June 1
September 1 Edition	August 1
December 1 Edition	November 1

## MCoR / TLR Convention 2017 Registration Form

Name: \_\_\_\_\_ MMR \_\_\_\_\_  
Address: \_\_\_\_\_  
City: \_\_\_\_\_ State/Province: \_\_\_\_\_ Country \_\_\_\_\_ Postal Code: \_\_\_\_\_  
Telephone: \_\_\_\_\_ Email: \_\_\_\_\_  
NMRA Member # \_\_\_\_\_ Dietary Needs \_\_\_\_\_  
Additional Registrants can be listed below: \_\_\_\_\_  
\_\_\_\_\_

Please make check or money order payable to **MCoR 2017**, mail to: **TLR / MCoR Convention 2017, 1117 E 16<sup>th</sup> Street S Newton, IA 50208**. Do not send cash. **Do not mail after May 1, 2017**. All information, tickets, and registrations can be picked up at the Registration table when you arrive. Sorry, no refunds after April 1, 2017. (Over)



### Thousand Lakes Region / Mid- Continent Region NMRA

## 2017 Convention

Celebrate with us, May 18  
– 21, 2017

**Dennis Rietze**  
TLR President  
**Henry Kraichely**  
MCoR President

**Scott Nesbit (TLR) /  
Whit Johnson (MCoR)**  
Convention Committee Chairman

The Mid-Continent Region and the Thousand Lakes Region invite you to join us in the Convention of the Century. We invite you to join us in celebrating *Trains on the Plains!* Register now to attend this magical event.

This will be a special time filled with contests, clinics, dealers, door prizes, silent auction, model railroads, railroad operations, prototype tours, food, and fellowship.

We will gather in Ames, Iowa to celebrate the railroading in the Midwest.

### Location

This special event will be held in Ames, Iowa, the home of the Iowa State University Cyclones. Major industries in the area include Agriculture, Veterinary Research, Hach Chemical, Sauer Sundstrand Company, Barilla America, 3M Manufacturing, WestTech Engineering, Inc., Ball Plastic Container Operations, and many others.

**Quality Inn Ames-**  
**I-35 & 13<sup>th</sup> Street, Ames, IA 50010**  
**(515) 232-9260 or (800) 903-0009**  
**Fax: (515) 232-9260**

Situated on the East side of Ames, with easy access to Interstate 35 and Highway 30, the Quality Inn provides ample meeting space, lodging and dining services to provide all meeting and lodging requirements under one roof. Recreational facilities and indoor pool.

## MCoR / TLR 2017 Convention Fee Schedule

	Quantity	Amount	Total
Convention Registration (NMRA Membership Req.)	_____	\$90.00	_____
Annual Awards Banquet (Convention Registrants Included)	_____	\$0.00	_____
Number of people registering _____	Total Amount Enclosed		_____

Youth 12 years of age and under will be allowed to register at no cost, when that registration accompanies that of an adult NMRA member. However, the tours, banquet, and other items will be charged at the regular rate.

Bus Tour Fees Based on Tours Selected. Rates will vary \$10.00 - \$30.00 depending on Tour Selection and availability. A tour registration will follow with your convention confirmation.

NMRA Membership required to register for the convention. Train Show activities on Saturday will be open to the general public at a \$5.00 Fee at the door. NMRA dues must accompany registrations for Non-members. (Over)

**Event**

This Convention will be a special opportunity for all to gather and celebrate the Thousand Lakes Region, the Mid-Continent Region, the National Model Railroad Association, and all of the *Milestones* that we have achieved.

### **Activities**

Activities will include, yet will be far from limited to the following. **Contests**, these will be judged by NMRA Achievement Program guidelines in accordance with the Contest Rules of the Mid-Continent Region.

**Clinics**, we will be hosting clinics on a wide range of topics. There are over two dozen planned. These will be available to registrants on Thursday, Friday, and Saturday.

**Train Show**, this will be one of the main attractions with over 70 tables for dealers, a silent auction, display layouts, and much more. This will be one of the premier events open to the general public on Saturday, as well as the convention attendees. This is our opportunity to share the National Model Railroad Association, Mid-Continent Region, and the Thousand Lakes Region with others who have not yet gotten on board.

**Door Prizes**, there will be more door prizes than anyone will have time to count. The biggest activity of the weekend is to collect all of the prizes.

**Layout Tours**, is a big part of any convention and train show. We are planning to see several of the best layouts in Central Iowa during the few days that we have. There are several layouts that will be available.

**Prototype Tours** are being planned. We have several unique opportunities we are currently working and more information will be coming.

**Banquet**, the Annual Awards Banquet and Regional Annual Meetings will be held at the Convention Hotel. These will include a buffet dinner, door prizes, contest prizes, auctions, and Region Presentations.

### **REGISTRATIONS**

Mail to:  
**MCoR Convention 2000**  
 1117 East 16<sup>th</sup> Street South  
 Newton, IA 50208

### **INFORMATION:**

**CONVENTION CHAIRMAN**  
 Whit Johnson  
 1117 East 16<sup>th</sup> Street South  
 Newton, IA 50208  
 815-342-0301  
 Email: [conventionstaff@mcor-nmra.org](mailto:conventionstaff@mcor-nmra.org)

## Creating a material yard for the track gang.

**A place for all the items your track workers will need to fix the railroad right of way.**

*Story and photos by Tom Gasior*

I work for the railroad, and track material is stored in specific areas around the South St. Paul, Union Pacific yards. The Track Foreman keeps his parts organized and accessible to his crews. Most of the items can be kept outdoors, no matter what the climatic condition is where you are modeling. Things that would need protection from the elements would be kept in a spare storage container, old boxcar or truck. I will concentrate on the heavy items that are stored outdoors until needed.

Items the track gangs will need include rails, track bars, tie plates, spare frogs, point rails, ties and even extra switch throws. Other items might include parts for grade crossings and signage for the right of way, but those are usually kept by the signal crews. Material yards are just for track crews, and it gives them a place to load or unload a freight car and load or unload a work truck.

Once you find a space on your layout to accommodate the material yard, it's time to organize it into smaller areas for the grouping of parts. It may look like things are strewn around, but actually everything has its own area and will help expedite the search for joint bars for specific type of rail. Track gangs use physical barriers to keep parts separate. Modern railroads will use concrete barriers, or old ties. I used ties and made a simple three section holding area for tie plates and joint bars. I also used old ties for supporting pre built frogs, point rails and 39' lengths of replacement rail.

The Splitrock Mining Company has the southern subdivision material yard at the south end of Agate Bay yard. A short spur off the yard ladder on the approach to

the ore dock is in the perfect position. It is adjacent to the ore dock and accessed by a private crossing off Highway 61, that

runs through the town of Agate Bay. It has rail and road access, so it works to the track gangs advantage.

Starting out, I painted the area with an earth color, an acrylic, something I found in the 'oops' paint area of Home Depot for fifty cents a jar.

After this dried I spread Monster Model Works Diorama Dirt evenly across the area.

This is a great product and looks terrific as a base gravel and dirt. I wetted it with rubbing alcohol applied with a plastic pipette, and then adhered it with Woodland Scenic glue. I let this dry for a day before moving forward with area. So I focused on the other details I will need for this scene.

Micro Engineering ties were then cut with a NWSL Chopper to fit together to form the wood divider. I stained them with Hunter Line Stain and used wood glue to keep all the walls together. I then used wood glue to adhere the divider to my dirt base, again letting this dry before adding more Diorama Dirt around the base and making it look seated into the scene.

I then used spare ties, pre stained, to make supports for the pre-assembled frogs, attaching them with a drop of glue. Right O Way frogs were used. I painted these a rust color and finished with Pan Pastels to weather them. I filed down some point rails using my fast Tracks tools and painted and weathered them the same as the frogs. I then cut Micro Engineering Code 83 rail into scale 39' lengths. I painted and weathered these and then attached them on top of ties as well. This allows my HO scale track gang to use a crane to grab the rails and not have to pluck them out of the mud

or snow.

*(Cont. on page 6)*



*Photo 1 shows Rail stored off the ground.*



*Photo 2 shows railroad ties positioned for access.*



*Photo 3 and 4 show divided sections holding tie plates and joint bars on the prototype.*



(From page 5)

The Diorama Dirt around my tie wall divider was now dry, so time to add some joint bars and tie plates. I had the Grandt Line tie plates on hand, so I painted those and weathered them with powders. They are a little oversize, but get the point across. I made them into a pile in one side of the tie cribbing. I then had some PDC joint bars. You will need joint bars without the bolt detail. Precision Design Company makes some great laser cut joint bars with holes where the bolts go. I had two sets of the six-hole bars sent to me from PDC. I painted one set rust colored for the used look, and one a dark grey for new ones. I then used a light coating of weathering powders and pan pastels to blend the colors. I placed the used joint bars and new ones in separate sections, then wetted and glued them into the scene. This kept the tie plates and joint bars together, looking like a disheveled pile without the worry of them moving on my layout.

Detail Associates switch stands, which I built for another portion of my layout, were on the workbench. I appropriated some of them to represent extra stands that the track gang might need if an errant ore car or Alco diesel should damage one in operation. I put down some loose Diorama Dirt and set the switch stands into this to simulate the weight. The usual wetting agent and glue was then applied.

Think of your scale track foreman driving a truck into the area, and needing to pick up items for fixing a washout, derailment, broken rail or torn up yard lead. So put your switch stands in one area and keep them away from vehicle traffic. Nothing ruins someone's day like backing into a switch stand. They are very sturdy, made of heavy steel, can dent any truck, plus the cost if the switch stand is damaged. I moved mine back in a corner and had the targets face out so the crews could see the re-



Photo 5 - Painting the base and adding Diorama Dirt.




Photo 6 - Divider wall assembly.




Photo 7 - PDC Joint bars




Photo 8 finished divider wall.

flective face.

The crossing was built using old ties for crossing the roadbed, and yard grade ballast for the rest of the crossing. Micro Engineering ties were stained with Hunter Line weathering mix creosote color, then glued in flat groups to fit between the rails and on the outside of the rails. Standard wood glue did the job. I placed the ballast in the area of the crossing and shaped it to fit the crossing. I used rubbing alcohol as a wetting agent and then applied Woodland Scenics Scenic Cement as an adhesive for the ballast. I applied Citadel Technical paint called Agrellan Earth to the edges of the road to simulate dried mud. I saw this product on a YouTube video by Luke Towan, and it

works great. If applied in a thick strip, it dries and cakes like scale mud. I found the paint at a local War game shop. It can also be bought online.

Spare ties are always in demand. Two groups of ties still banded by steel strapping were quickly found and placed in the scene. Loose ties were added next to them and glued into the scene. I tried to keep the area open to show how trucks would come into the material yard and find the parts they needed for the field.

Steel banding was represented by electrical tape cut to scale width and wrapped around the pile

I have room for three railroad cars at the material yard. Protecting the rest of the yard from these older, usually repurposed revenue cars is very important. A derail is the minimum amount of protection you should use. The use of permanent blue flags is not necessary since cars or engines will not be worked on in this track, just side loading or unloading. A look out would be required in modern times, placing a red flag when crews are dealing with the rail cars and/or

(Cont. page 7)

(from page 6)

locking the switch. The track gangs have red flags that block ap-  
portion of track like the end of a spur, or special locks that would




Photo 9 - Layout of main area, showing




Photo 10 - Access road and grade crossing



Photo 12 - Derailed added to track.

suffice in other areas to block an entire track. A Details West Derailed was added to one rail. It was painted bright yellow. A derail sign will be added in the future. My MOW cars are static displays, so the derail was glued in the on position.



Photo 11—Showing ties in bundles and piles.

List of materials:

Acrylic paint as a base.

Micro Engineering HO ties - regular length.

Hunter Line Weathering mix - creosote

Poly Scale Rust (*Discontinued, Ed.*)

Poly Scale Reefer yellow (*Discontinued, Ed.*)

Precision Design Company HO scale code 83, 6 hole, C channel joint bars, No bolts # 110017

Tweezers

Paintbrushes

Carpenters Glue

Scale ruler

NWSL Chopper

Micro mark Disposable brushes

Monster Model Works - Diorama Dirt

Woodland Scenics - Scenic cement

91% isopropyl alcohol

Plastic pipettes

Frog details Right-O-Way products #5

Details West DR-925 track derail

Pan Pastel weathering paint

Electrical tape

X-acto knife and blade

Woodland Scenics ballast

Detail West SS-914 Switch stands

Pan pastels weathering colors



### Convention Clinic Schedule (tentative)

- Creating Realistic and Enjoyable Passenger Operations by Drake Hokanson
- Grade Crossings by Fred Headon, MMR
- Custom Decals for Model RR by Dave Roeder, MMR
- Evaluation and Documentation by Ryan Moats, MMR
- Son of Imagineering by Ryan Moats, MMR and Whit Johnson
- Computers in Model Railroading by Dr. John Bate
- Scratch-building Board-by-board, and More by Mike Engler
- Bridges by John Hotvet, MMR
- Meet the President by Charlie Getz, President, NMRA

### Any Clinicians out there?

The 2017 joint convention in Ames, Iowa, May 18-21 is approaching quickly. Our plan is to have 12 clinics on Saturday. We are in need of clinicians. Presenting a clinic will count towards your AP Volunteer Certificate. If you have a special talent that you would like to share please present a clinic. If you are willing to host a clinic or have any questions please contact me at [millerg20@gmail.com](mailto:millerg20@gmail.com) or give me a call at 563-557-9646.

Thanks!

Gerry Miller

# What it is REALLY like to work in a Hobby Store? Part 1

Fred Headen, MMR, Photos by Marshall Adams

Our *Fusee* Editor, Kevin, asked me for an article about being behind the counter of a hobby shop when he e-mailed me and asked about doing, "... a general article about working in a hobby store—we all have that as a fantasy job at some point." One day and with retirement pending, when I was in Ware House Hobbies, I mentioned that I could use a couple of days per week of employment to supplement my pension. Lo and behold, a dream opportunity jumped up to offer me just that—a pair of six-hour shifts a week employed "behind the counter" in a model railway store - things do not get much better. Reality has me spending most of my time out from the counter and moving throughout the place while assisting customers. Most often Thursdays from 2 to 8 and Saturdays from 10 to 4 comprise my weekly time.

Ware House Hobbies has become the only full service, all model railway hobby shop in Winnipeg. In fact, it is currently the only such shop between Toronto, Ontario to the east and Calgary, Alberta to the west. The store was purchased by Bev Iredale and her late husband Jim about 25 years ago from the original owner when he decided to retire. After moving a couple of times, the current location has been its home for over 16 years. Sales focus on HO-scale and N-scale materials with limited Z-scale products beckoning purchasers.

My personal perspective is that I am doing something I enjoy immensely in my retirement in an environment where no one day duplicates another. Each scheduled day has me looking forward to being there. My enjoyment and reward comes from serving people interested in model railroading. I am still an educator—my profession for 35 years. I draw on model railway experiences gained since I was eight years old with my Marx, Lionel and later HO-scale equipment, from the myriad of magazine articles I have devoured, from participating in numerous conventions, from the process of earning my MMR (2003), from discussions with customers to draw upon their experiences and now through computer access to ever-so-much material. That learning and the sharing continues with each and every shift while simultaneously serving as a stimulus to learning and doing more in our hobby.

Seeing friends from across the spectrum of the local model railroading community is always enjoyable. Making new friends from our customer base adds further enjoyment. Experiencing the growth in modelling capabilities of the customer's certainly provides a good feeling. Learning of an example of success in their endeavours helps to make each day at the shop

inspirational. Occasionally headaches appear. The breadth of our hobby is so extensive that these can range over the wide breadth of our hobby. Probably the most common headache is rooted in individuals not reading or not following instructions.

Too many males let testosterone get in the way of having a positive experience.

There is great pleasure in introducing new people, especially younger modellers to our hobby. I greet people from quite a range of ages, some entering the hobby on their own volition while others are following a parent or grandparent role model. There are just enough younger than I am to offer a glimmer of hope for our hobby's continuance. This will only be the case if this is the trend in model railway stores across North America. Currently, train shows, Division, Region and national events can be dominated or even totally the domain of "no head hair" or "all grey hair" folks. Experiencing this situation means that each of us must be an active recruiter with an emphasis on developing young participants to ensure a future for our hobby. There is also great pleasure in re-introducing older individuals who have



Fred demonstrates soldering at an in-store clinic.

a desire to revisit their youth by returning to model railroading. Striving to assist customers has meant learning more about and developing a greater awareness of the immense number of aspects facing model railroaders. An incredible level of personal satisfaction occurs when I solve an issue or promote model railroading to people whether or not they are established in, or new to the hobby.

Obviously, sales dominate my in-store time. Maintaining a social climate that is welcoming, friendly and focused on helping is also important to me because I believe it is important to customers. Beyond these activities, repairs and DCC installations have become part and parcel of my experience. For the most part these involve HO-scale equipment but I have tackled some N-scale items. Generally, a fine, local N-scale modeller handles these for the store.

Basic, supporting supplies ranging through the vital tools, track components, analog and digital power, locomotives, rolling stock, scenery and structures can be found for both main scales. Products from most of today's manufacturers appear on the shelves or can be brought in through an active ordering system using a number of suppliers. Detail parts can be readily had to complete a project. A bonus is seeing examples first-hand of the newest products to arrive with further pleasure derived from test running locomotives. Of special note are materials from Canadian manufacturers such as Rapido Trains (locomotives, rolling stock) and Osborn Models laser-cut kits (assorted details), as both spotlight Canadian content.

(continued page 9)



(continued from page 8)

The owner of Rapido Trains, Jason Shron, has done a number of presentations for our customers as part of cross-Canada tours promoting his products. The focus has been on explaining production aspects of his latest products, promoting the next release as well as asking about what HO or N-scale modellers would like to have. Often these answers are the basis for a new product

Consignment sales are also part of the store's operation. As customer's down-size their living quarters, decide to get out of model railroading or other circumstances, their hobby materials can be made available to others. While the vast majority are HO and N-scale, occasionally other scales (e.g. the fore-mentioned On30 motive power and rolling stock items) are represented. Items on consignment can serve as a reminder of the range of elements within our hobby's history and a summary of how it has evolved. In other instances, it is an example of a recent release which decidedly illustrates the impressive growth in quality and operation that we have available today.

Beyond sales and service, a number of other activities are part of my days. In-store clinics are offered during the winter months to promote a variety of aspects of our hobby. Recent examples include "Using an Air-brush", "Doing Decals", "The Care and Feeding of Trucks and Couplers", "Building a Resin Kit" and "Soldering 101". A number of occasions have seen clinics offered to clubs within and in the vicinity of Winnipeg. Public demonstrations of some element of our hobby have me at the Winnipeg Railway Museum's Railways Days, at our local train show - Megatrain (we were an original supporter) and at No.1 Northern's marking of National Model Railroad Month. Generally, this involves building a sample piece of rolling stock or a structure as well as socializing to introduce attendees to our hobby. At these events, just as at the store, I make it a point to promote the NMRA, the TLR and my local Division (No. 1 Northern) which includes a Free-Mo group.

Part 2 of Fred's article will be in the next issue, so stay tuned!



## THE FOLLOWING TLR BOARD POSITIONS ARE UP FOR REELECTION

The positions up for reelection this year are President (Dennis Rietze), Treasurer (Tom Gay) and Secretary (Art Suel).

The TLR is a volunteer organization, and without volunteers, we will not exist. Serving on the Board of Directors will qualify you for the AP incentive. If this is your first AP certificate you will receive \$50.

**If you are interested in running or have questions about one of these positions, please contact TLR President Dennis Reitze [ritzkrakrs@mts.net](mailto:ritzkrakrs@mts.net), or TLR Nomination Chairman Gerry Miller [miller-g20@gmail.com](mailto:miller-g20@gmail.com)**

The list of duties for the positions up for reelection are listed below.

### TLR President

As chief executive officer, the President is responsible to the membership and the Board of Directors for the effective administration of Region affairs, and exercises authority over all other officers and staff members.

1. The President is responsible for the adherence of the region to NMRA policies.
2. Chairing all TLR business meetings and caucuses.
3. Calls mid-year meetings.
4. Appointing the first superintendent of a new division on the recommendation of the Vice-President.
5. Appointing committee chairpersons.
6. Appointing the Assistant Treasurer if requested.

7. The President shall appoint a nomination chairman for each business year. (Traditionally this is the immediate Past President who serves until there is a new past president).
8. The nomination chairman must have served a minimum of two years on the board.

### Treasurer

- 1 Have charge of the Region finances.
- 2 Keep accurate records reflecting monies received, monies disbursed and balance on hand.
- 3 Collect all revenues from any Region sponsored activity.
- 4 Ensure that the books are ready and available for audit.
- 5 Provide a report and financial statement at the General Business Meeting.

### Secretary

Be responsible for the administrative functions of the Region  
Keep minutes of all Region meetings  
Provide an agenda for all meetings  
Notify members of meetings  
Have charge of all correspondence

# Region Round-up

**Dakota Southeastern Division of the NMRA** invites you to the **3<sup>rd</sup> annual Greater Sioux Falls Swap Meet and Train show**, Saturday March 25<sup>th</sup> from 10am to 5pm and Sunday March 26<sup>th</sup> from 10am to 4pm  
Located at the Multi-Cultural Center, 515 N. Main Avenue, Sioux Falls South Dakota 57104  
Fun for the whole family. Come buy, sell or trade your model train items.

Additional attractions: Model Railroad Layouts will be on display

Admission: \$5.00 per person

Children 12 and under free with paid adult.

For more information leave a message at

[www.dakotasoutheastern.org](http://www.dakotasoutheastern.org); or call 605-310-0124

## **Minnesota River Valley Division**

The Minnesota River Valley Division, numbering approximately 22 NMRA members in clusters in the Hutchinson and St Cloud areas, as well as several scattered throughout western Minnesota, will gather for their annual meeting at 10 a.m. Saturday, April 15, at Topper's Bar and Grill meeting room, 311 State Road, Montevideo.

The meeting will include the election a superintendent, modeling clinics, railfan slide show, show-and-tell session and a white elephant exchange.

Bring a model project to show and a wrapped gift for the exchange.

After the meeting, lunch on your own at Toppers, and then we'll visit the HO model railroad the division is helping to build at the nearby Milwaukee Road Heritage Center. The layout depicts Montevideo in the 1950s when Montevideo was a busy Milwaukee Road division point.  
Submitted by MRVD Supt. Terry Davis, Hutchinson

## **South Red River Valley Division**

There are some exciting changes coming to the SRRVD. On January 12, we met to plan our future. Until the planning for the 2016 TLR convention began, all division activities revolved around the 100% NMRA Spud Valley club. Inspired by the convention, we are now moving out on our own to do other activities that where not as easy to pursue while connected with Spud. We are beginning by using some of the video clinics provided by the NMRA and Model Railroader Magazine and assigning home work with what we learned. In the future, we hope to have live clinics and other activities. We are looking into a layout tour for one of our upcoming meetings. There is also lots of interest in the NMRA's Achievement Program. TLR Treasurer, Tom Gay talked about the program. We congratulated Tom on recently receiving the Golden Spike and Associate Volunteer AP Certificate. Fusee Editor, Kevin Dill, also spoke promoting the Fusee as an important tool for the division. Our meeting was held at the Dilworth, MN, VFW Club. Thanks to new member Matt Lentz for lining us up there. It was a fun and exciting evening with our ultimate goal being to learn, teach, share and have fun with model railroading and to bring in new members to the NMRA, TLR and SRRVD.

We voted in new officers for the division: Don Radeck as Superintendent, Kevin Dill as Vice-Superintendent, and Andrew Merkel as Secretary.

The Spud Valley Model Railroad Club ran trains for Bonanzaville's annual Christmas on the Prairie, Dec 3. Decent weather provided for a good turnout. There was a steady stream of people in the viewing area watching Christmas

themed trains run around the layout. Club President, Dennis Voje, also set up a Lionel train around a Christmas tree in the museum which gave it a good vintage Christmas look. Spud members also set up a K-Line O-27 and N-scale layouts at KFGO Radio's annual Christmas party for their listeners again this year. There were a lot of wonderful comments on the trains. KFGO talk show host, Joel Hietkamp, interviewed SRRVD Superintendent, Don Radeck on his News and Views show, giving Don a chance to promote the model railroading hobby.

Spud members took a road trip to Hankinson, ND Dec 13 to see the Canadian Pacific Holiday Train. It was quite cold but well worth it to see the lighted up train. Spud is now in maintenance mode preparing for the 2017 tourist season.

The Red River Railroad Modular Club set up at the Fargo Library one weekend in November. Good crowds both days enjoyed checking out the Modular layout. They are also in maintenance mode for the winter preparing for their next set up this spring in Detroit Lakes, MN.

I want to say thank you to former Div. Superintendent, Jim Moore for his service to the SRRVD these past several years and I'm looking forward to continuing to work with him for years to come.

Don Radeck,  
SRRVD Superintendent

## **Subscribe to The Fusee**

If you're an NMRA member residing within the boundaries of the Thousand Lakes Region, you're automatically a TLR member. So why not keep up with what's happening in the Region? Use this form to subscribe to The Fusee. If your subscription has lapsed, use this form to renew.

I'm enclosing payment for:

\_\_\_\_\_ \$10 for one year \_\_\_\_\_ New subscription

\_\_\_\_\_ \$20 for two years \_\_\_\_\_ Subscription renewal

\_\_\_\_\_ Returning member

Name: \_\_\_\_\_

Scale(s) modeled: \_\_\_\_\_

Address: \_\_\_\_\_

City: \_\_\_\_\_

State/Province: \_\_\_\_\_ Zip/Postal code: \_\_\_\_\_

NMRA #: \_\_\_\_\_

Phone: (\_\_\_\_\_) \_\_\_\_\_

Email: \_\_\_\_\_@\_\_\_\_\_

**Make checks payable to Thousand Lakes Region**

**Mail to: Tom Gay, Treasurer**

**2015 Rose Creek Drive, Fargo, ND 58104**

# The Thousand Lakes Region of the NMRA

## Board of Directors

### President

Dennis Rietze  
39 Shelagh Crescent  
Winnipeg MB R2G 1Z6  
204-663-2302  
tlrppez@nmra.org

### Vice President

Jay Manning  
7100 West Stoney Creek St  
Sioux Falls, SD 57106  
804-712-8056  
Chessie@mindspring.com

### Secretary

Art Suel  
14500 Alabama Ave  
Savage, MN 55378  
952-440-6409  
acsuel@integra.nat

### Treasurer

Tom Gay  
2015 Rose Creek Dr  
Fargo, ND 58104  
701-235-1711  
tomandkath@hotmail.com

### Convention Director

Scott Nesbit  
5415 W. Dardenella Rd #107  
Sioux Falls, SD 57106  
605-360-0185  
drthud@msn.com

### Public Relations

Wes Garcia  
2212 S. Sherman Avenue  
Sioux Falls, SD 57105  
605-310-0124  
wesgarcia@sio.midco.net

### Contest Director

Ron Olsen  
8245 Henslowe Ave. S.  
Cottage Grove, MN 55016  
651-768-7181  
rono@ieee.org

## Department Chairs

### Membership

Tom Gay  
2015 Rose Creek Drive  
Fargo, ND 58104  
701-235-1711  
Tomandkath@hotmail.com

### Achievement Program

John Hotvet MMR  
5100 Nicollet Ave. S.  
Minneapolis, MN 55419  
612-822-5788  
johntrain@aol.com

### Historian

Jim Bernier  
5631 Silas Dent Rd NW  
Rochester, MN 55901  
507-261-4991  
jrbarnier@hotmail.com

### Webmaster

Caleb Van Der Brink  
338 14th Street SE  
Sioux Center, IA 51250  
712-578-1029  
calebvanderbrink@yahoo.com

### Fusee Editor

Kevin Dill  
3920 15th St S  
Fargo, ND 58104  
701-298-0132  
Dillkev@aol.com

### Social Media

Tom Gasior  
763-291-0708  
tgasior@hotmail.com

## Division Supers

### Dakota Southeastern

Terry Anderson  
109 Milwaukee Ave  
Harrisburg, SD, 57032  
605-838-5778  
topcop@iw.net

### Minnesota River Valley

Terry Davis  
1380 Jefferson St. S.E.  
Hutchinson, MN 55350  
320-587-7820  
ptdavis@hutchtel.net

### No. 1 Northern

Ian H. Plett  
Box 187  
New Bothwell, MB  
Canada ROA 1CO  
ianplaett@gmail.com

### Prairie Lakes

Jay Davis  
207 Ocheyedon St.  
Everly, IA 51338  
712 834-2073  
jdanidance22c@hotmail.com

### South Red River Valley

Don Radeck  
346 7th Ave S.  
Fargo, ND 58103  
701-234-9351  
DKRadeck@cableone.net

### Southeastern

Gerry Miller  
1040 HawkeyeDr  
Dubuque, IA 52001  
563-557-9646  
millerg20@gmail.com

### Twin Cities

Jim Buck  
info@tcdnmra.org  
zota54@gmail.com

The FUSEE is a quarterly publication of the TLR and mailed to all subscribers for \$10 yearly. A subscription form is on page seven of this issue or prior issues on our website.

Permission is granted to reproduce any portion of The FUSEE in any non-profit publications if credit is given to both the author and the THOUSAND LAKES REGION FUSEE, and a copy is sent to the editor.

**ARTICLES:** All contributions except advertising are considered donations. Authors retain all rights to their articles and photos and may submit their material for publication elsewhere. Submission, including photos, can be made by floppy disk, email, CD-ROM, DVD, or hard copy. Handwritten or typed manuscripts are fine, too. (Photo prints will be returned.) Send materials or questions to: Dillkev@aol.com. Put "FUSEE" in the subject line, or mail to Kevin Dill, 3920 15th St S, Fargo, ND 58104.

**Bring a friend  
To your next  
Club meeting!**

Advertising should be mailed to THE FUSEE editor as camera-ready artwork or electronic files (jpeg, tiff, gif, or EPS with outlined fonts).

Enclose payment in U.S. funds, international money order, or by check drawn on U.S. banks. Contact the editor if questions.

## **Fusee Advertising**

Commercial advertising from hobby shops, manufacturers, and businesses associated with model railroading interests are accepted. Railroad ads are for individual layouts, model railroad clubs, or other non-commercial groups. All ads can be run in a single issue at 35% of the annual rate.

<u>Ad size (HxW)</u>	<u>Annual commercial Rate</u>	<u>One time commercial rate</u>	<u>Annual Railroad ad rate</u>
Full pg 9 5/8 x 7 1/8"	\$145.00	\$50.75	\$90.00
1/2 pg 4 3/4 x 7 1/8"	90.00	31.50	45.00
1/4 pg 4 3/4 x 3 1/2"	45.00	15.75	25.00
1/6 pg 4 3/4 x 2 1/4"	35.00	12.25	18.50
1/8 pg 3 3/4 x 2 1/4"	25.00	8.75	15.00
1/12 pg 2 3/8 x 2 1/4"	18.50	6.48	10.00
1/16 pg 1 1/8 x 3 1/2"	15.00	5.25	7.50



Spring 2017  
**The Fusee**  
3920 15th St S  
 Fargo, ND 58104

Check your expiration date! If you have questions (or a change of address) email Tom Gay at [Tomandkath@hotmail.com](mailto:Tomandkath@hotmail.com)

### Region Roundup—model railroad-related events in and around the TLR

<b>Three Rivers RR Club Train Show</b>	<b>Mar 18 &amp; 19</b>
La Crosse Center, La Crosse ,WI	
<b>Randolph Railroad Days</b>	<b>Mar 25 &amp; 26</b>
Randolph School, Randolph, MN	
<b>Motorhead Madness Car Show</b>	<b>Mar 25 &amp; 26</b>
Duluth DECC Arena, Duluth, MN	
<b>Titletown Train Show</b>	<b>April 29 &amp; 30</b>
Shopko Hall, Greenbay WI	
<b>Granite City Train Show</b>	<b>April 1</b>
Rivers Edge Convention Center, St Cloud, MN	
<b>Greater Upper Midwest Train Show</b>	<b>April 8</b>
Century College, White Bear Lake, MN	
<b>Newport Train Club Train Show</b>	<b>April 29</b>
Woodbury High School, Woodbury, MN	
<b>Twin Cities Model Railroad Club</b>	<b>May 13</b>
Education Building, MN State Fairgrounds	
<b><u>TLR/MidCoR Convention</u></b>	<b><u>May 18-21</u></b>
<b><u>Ames, IA</u></b>	

### Whats inside?

2017 Convention Update and Registration  
Creating a Material Yard— Gasior  
Working in a Hobby Store— Headon  
2017 Board Openings  
Region Updates